




SHOW, DON'T TELL... NAME: _____




In English, we want to elevate our writing beyond the simple and up to the complex and exciting. The perfect balance of details and description helps the reader to visualize our story and follow along instead of being lost and confused.

Rather than simply telling our reader about the feelings and events, it is our duty as writers to SHOW them.




EX: PETRIFIED

	TELL	SHOW
	His face looked <u>petrified!</u>	His <u>eyebrows crunched down</u> and his <u>teeth chattered uncontrollably.</u>
	He was <u>petrified.</u>	His <u>body was shaking</u> and he <u>pulled his arms in close.</u>
	His voice sounded <u>petrified.</u>	He spoke in a <u>slow, cracking</u> voice.




1. DEPRESSED

	TELL	SHOW
	His face looked <u>depressed</u>	
	He was <u>depressed.</u>	
	His voice sounded <u>depressed.</u>	

2. JOYFUL

	TELL	SHOW
 <p>Face</p>	His face looked <u>joyful</u> .	
 <p>Body</p>	He was <u>joyful</u> .	
 <p>Voice</p>	His voice sounded <u>joyful</u> .	

3. DISGUSTED

	TELL	SHOW
 <p>Face</p>	His face looked <u>disgusted</u> .	
 <p>Body</p>	He was <u>disgusted</u> .	
 <p>Voice</p>	His voice sounded <u>disgusted</u> .	

